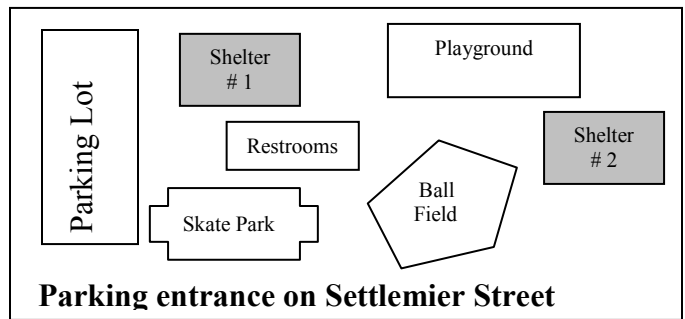


**Settlemier Park – 400 S. Settlemier Av**

Open 7:00 a.m. – dusk

One of the most visited parks in Woodburn offers two picnic rental shelters. Each open-air picnic shelter has 4 tables and a garbage receptacle.

Settlemier Park also offers a children’s play structure, skatepark, softball field, restroom facilities and Woodburn’s Aquatic Center is walking distance away.



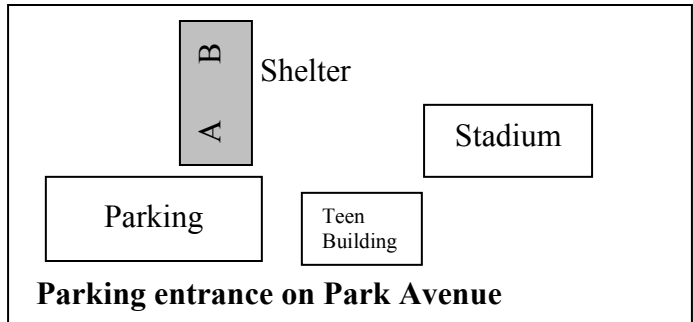
**Legion Park – 1385 Park Av**

Open 7:00 a.m. – 10 p.m.

This park has one doubled ended open-air picnic shelter designed for 2 small groups, or one large group. Each end of the shelter has 4 picnic tables and a garbage receptacle.

Legion Park has a soccer and football sports field, stadium, restroom facilities and lots of grass and shade.

This is a great place for families to gather on a hot summer day.

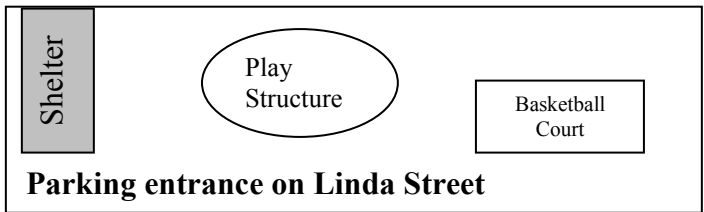


**Burlingham Park – 3350 Linda St**

Open 7:00 a.m. – dusk

This park has one picnic rental shelter.

This park has a basketball court and play structure.

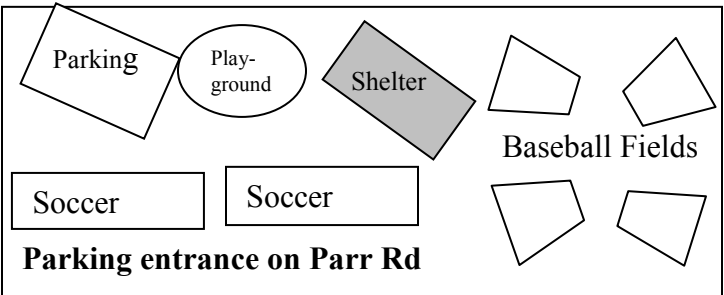


**Centennial Park – 900 Parr Rd**

Open 7:00 a.m. – dusk

This park shelter has one open-air shelter. Each end of the shelter has 4 picnic tables and garbage receptacle.

This park has a baseball complex, soccer fields, basketball court, playground and walking path on its perimeter.



**World Berry Museum Bungalow– 455 N. Front St**

The Museum’s Bungalow Theater host special community events and is available to rent.

Museum Rules:

- No food or drink in the Museum or Bungalow Theatre areas. Food is allowed in the lobby of the theatre upon approval. No alcohol allowed.
- Use of equipment including microwave, projector, or other must be approved prior to rental.
- All groups must be accompanied by an adult of at least 21 years of age.
- When using the Bungalow, access door to the Museum must remain unlocked, but supervised. This door is to be used as an emergency exit only. No admittance is allowed to the Museum during Bungalow use.
- No wall postings or hanging of decorations will be permitted.
- Groups are responsible for complete clean up of the facility upon exit.

	<u>Private</u>	<u>Commercial</u>
Legion Park Picnic Shelter	\$35.00	\$55.00
Settlemier Park Picnic Shelter	\$35.00	\$55.00
Centennial Park Shelter	\$35.00	\$55.00
Burlingham Park Picnic Shelter	\$25.00	\$25.00
Downtown Plaza	\$300.00	\$400.00
Any Entire Park	\$300.00	\$400.00
Museum	\$35.00	